



# NCTVIRTUALUSA

# 21-22 JULY

## CONNECTING THE AMERICAN CBRNE COMMUNITY

[www.nct-events.com](http://www.nct-events.com)

### Manual on how to use the NCT Virtual Platform

In order to enjoy all the functionalities of the NCT Virtual Environment, we recommend using Firefox or Chrome browsers. Please activate pop-ups in your browser settings.

Please make sure to have access to your mailbox while attending NCT Virtual: video chat requests will be sent to your mailbox.

#### Registration:

- To register, visit the below link:  
<https://cbrne.6connex.eu/event/NCT/login>
- Click on the top-right button



### On the day of the event:

- Go back to the registration page
- Login with your email and password

The screenshot shows the NCT Virtual USA event page. At the top, there's a banner with the NCT Virtual logo, CBRNe Society logo, and the dates 21-22 JULY. Below the banner, it says "CONNECTING THE AMERICAN CBRNE COMMUNITY" and "www.nct-events.com". The main content area has a "Welcome" section with the heading "Welcome to NCT Virtual USA!" and a message: "Thank you for your interest in our Virtual event!". Below this, it states: "PRE-REGISTRATION FOR NCT VIRTUAL USA WILL CLOSE ON JULY 13." and explains that pre-registration allows validation of participants. It then describes the opportunity to exchange knowledge, build partnerships, and promote innovation. A schedule for 21 July is provided, listing activities from 11:00am to 05:30pm. On the right side, there are two login options: "Not Registered?" with a "Click Here to Register" button, and "Already Registered?" with a login form. The login form includes fields for "Email\*" and "Password\*", a "Login" button, a "Sign in with LinkedIn" button, a "Forgot your password?" link, and a "System Check" button. The "Already Registered?" section is highlighted with a red rectangle.

**NCTVIRTUAL**

**21-22 JULY**

**NCTVIRTUALUSA**

CONNECTING THE AMERICAN CBRNE COMMUNITY

www.nct-events.com

Welcome

### Welcome to NCT Virtual USA!

Thank you for your interest in our Virtual event!

PRE-REGISTRATION FOR NCT VIRTUAL USA WILL CLOSE ON JULY 13.

Pre-registration allows us to validate participants who, if applicable, will be able to get access to invitation-only rooms. Standard registration is available after July 13 and is possible throughout the entire duration of the event.

NCT Virtual USA will give you the opportunity to exchange knowledge, build partnerships and promote innovation in a unique immersive way. As an attendee, you will have the possibility to experience a close-to-reality NCT event, providing you with the same business networking and learning opportunities, while adapting to the new world's rules and ensuring your safety by staying at home!

Schedule - Eastern Day Time (EDT)

21 July

11:00am – Opening of the Exhibition  
12:00pm – Conference session  
02:00pm – Networking Break  
02:30pm – Conference session  
04:30pm – End of the Conference  
04:30pm – Innovation Lounge (by invitation only)  
05:30pm – Closing of the Virtual Environment

**Not Registered?**

Click Here to Register

**Already Registered?**

If you have already registered, please log in.

Email\*

Password\*

Login

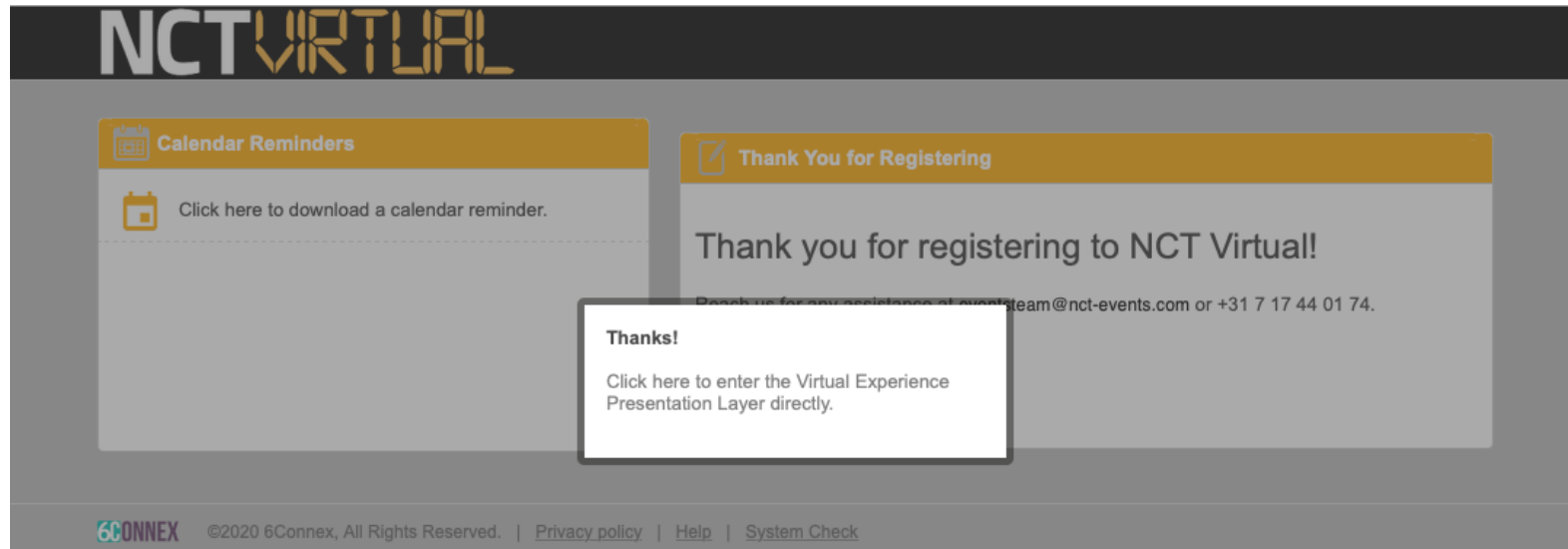
Sign in with LinkedIn

[Forgot your password?](#)

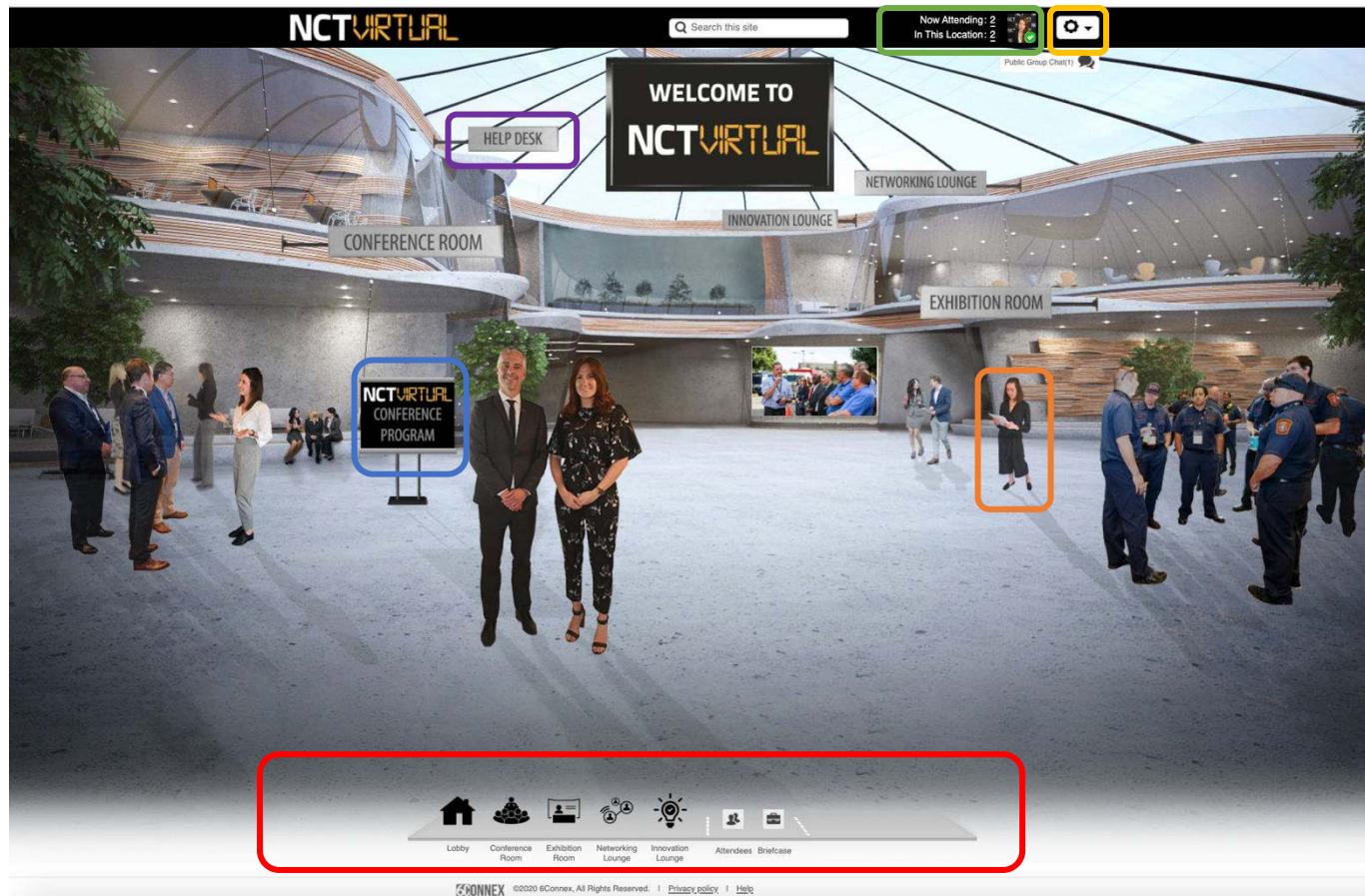
System Check

<https://cbrne.6connex.eu/event/NCT/login>

- Click on the white window to enter the NCT Virtual Environment



You are now in the NCT VIRTUAL Environment!

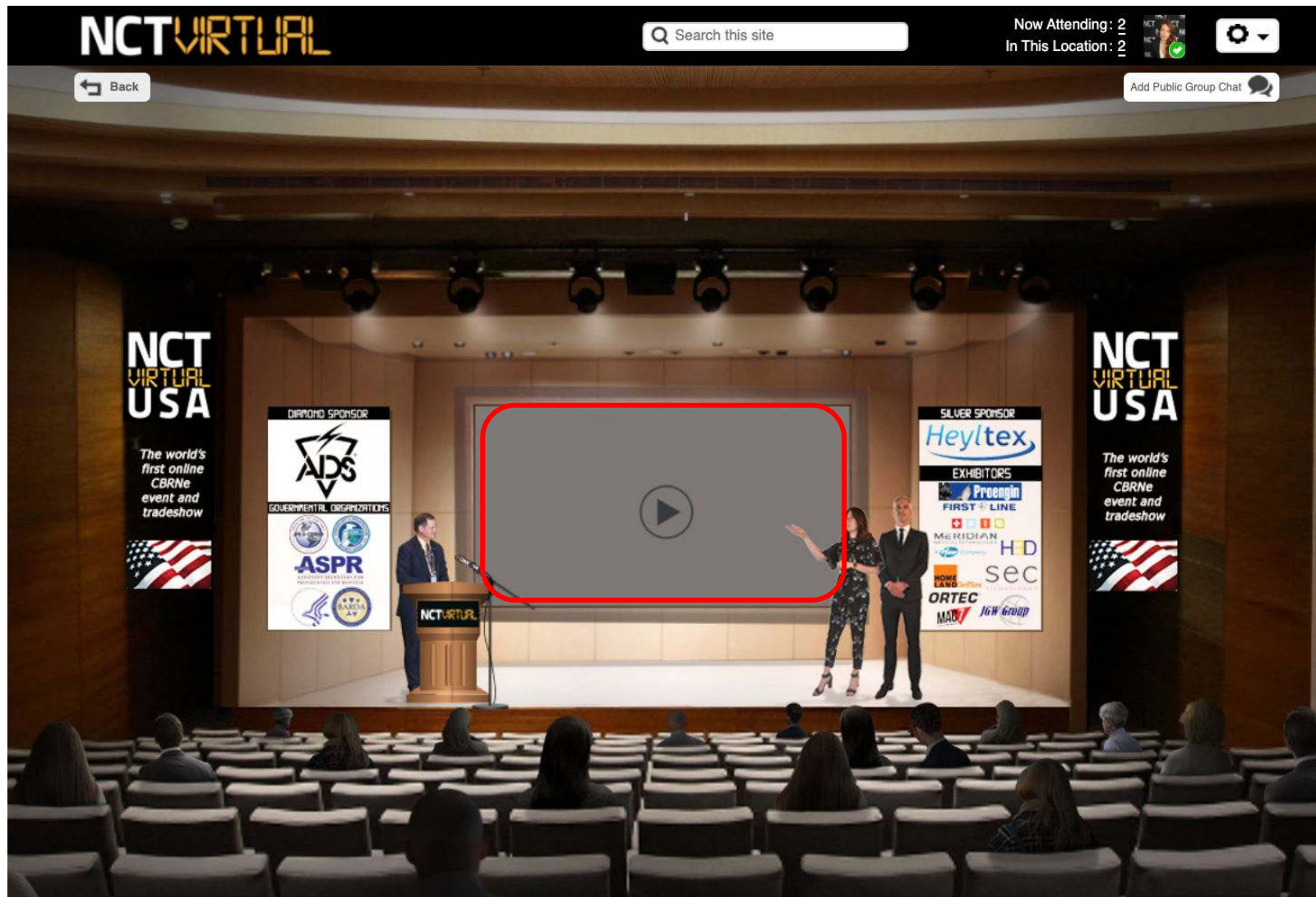


- ☐ The navigation bar gives you access to all the different rooms of the environment. It gives also access to the list of attendees, the chat, and the briefcase (your Conference bag where you can find all the documents you downloaded).
- ☐ From here you can access the Conference Program.
- ☐ Here you can see the number and list of attendees present in the entire Virtual environment as well as the list and number of attendees present in the specific room you are visiting.
- ☐ Here you can update your profile and see your personal information.
- ☐ From the Helpdesk, you can get the support from our NCT Virtual Event Team whenever you have a question.
- ☐ From here you can check the list of Organizations and Companies that have registered to NCT Virtual.



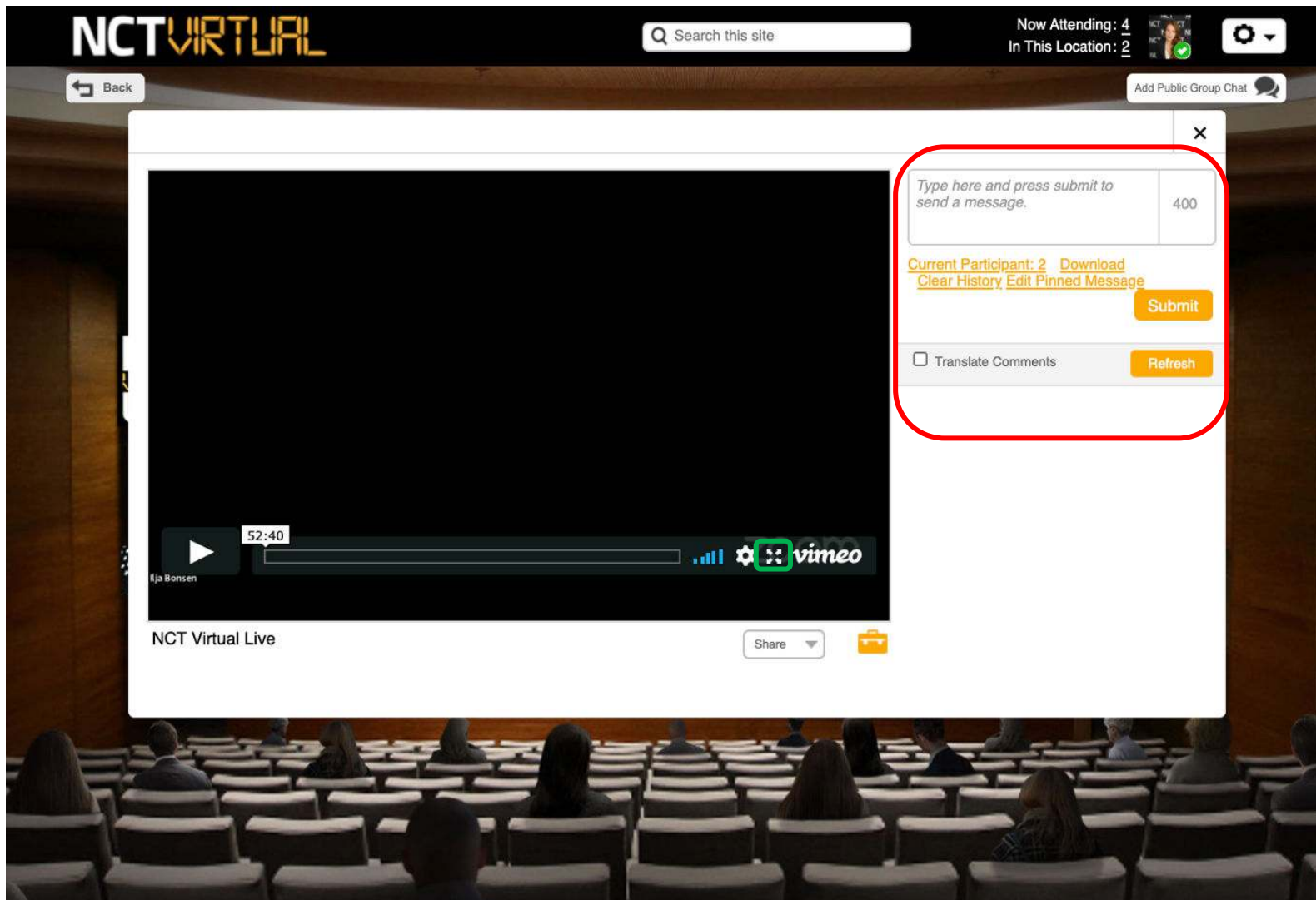
## Attend the Conference session in the Auditorium:

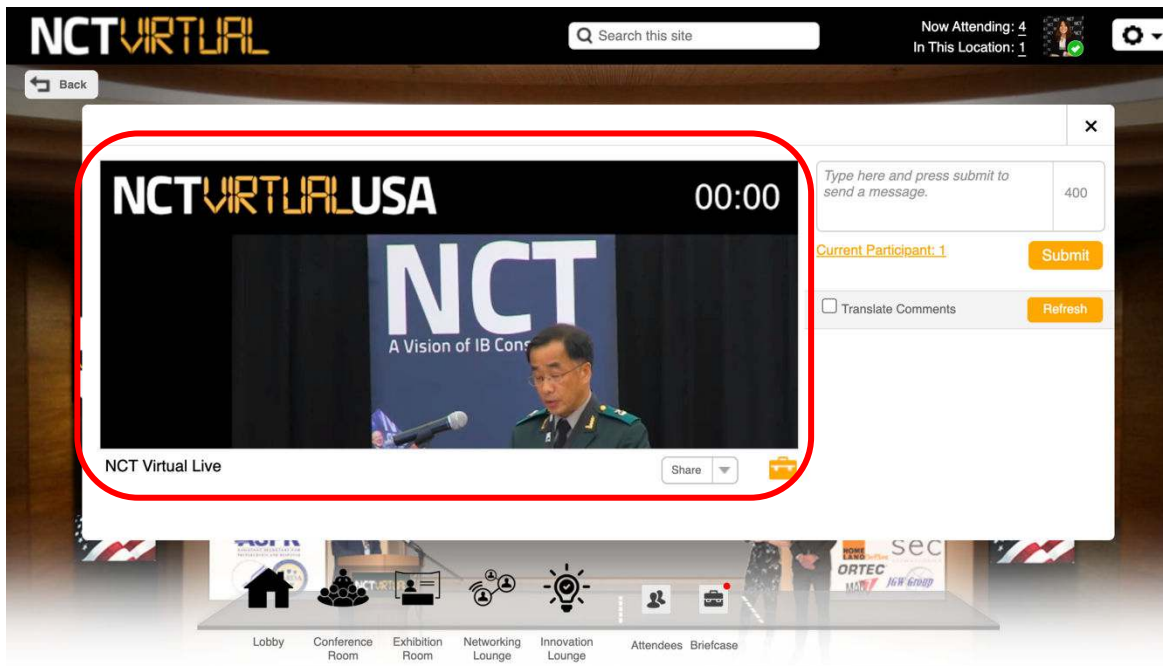
- Click on the screen to access the live session



You can see the Live Stream of the Conference and interact with our speakers thanks to the **Q&A session**. We advise to ask your questions during the Presentation (not at the end) to make sure that the Conference Chairman has enough time to collect the questions and address them to the speaker.

If you would like to set the video to full screen, you can do so by clicking on **this icon**.

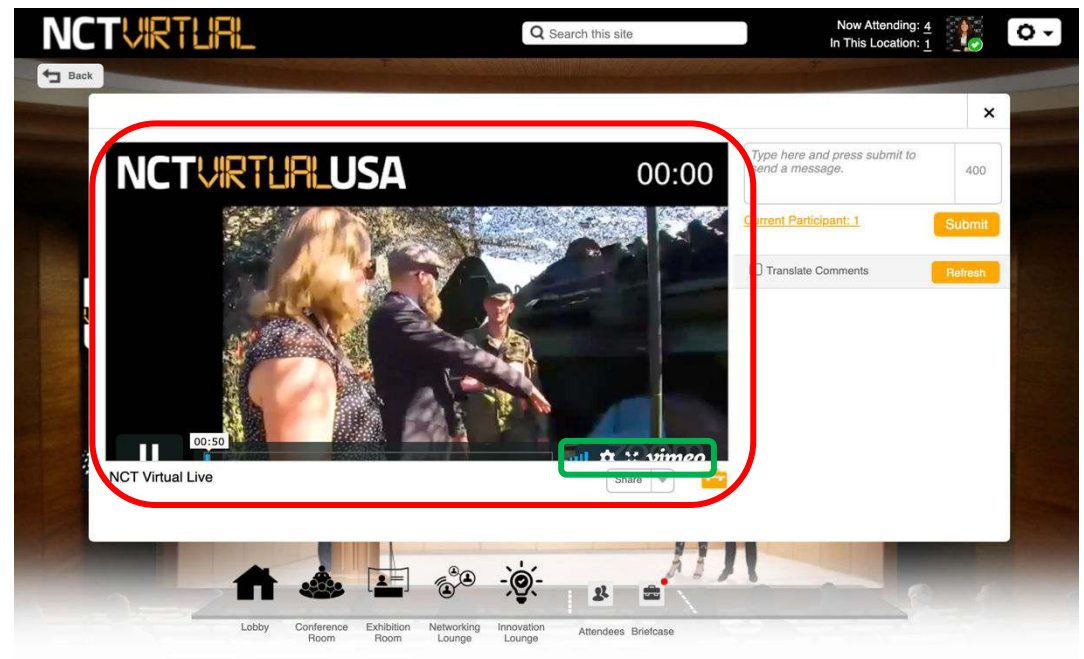




If you are not able to properly view the full conference video on your monitor, make sure to zoom out your screen.

On a PC you can do that by holding CTRL and the - key on your keyboard. On MAC, by holding Command and the - key.


Once you zoom out, you will be able to see the full screen and click on the small icons at the bottom of the video, including the full screen option.





## Access the Exhibition Room:

- Click on the different logos to access organizations' and companies' booths:



### Booth:

- All the **screens** are clickable and are linked to content!
- You can access the Website and social media of the different Exhibitors by clicking on their **Social media icons**.
- You can request a Video chat by clicking on **this button**. The booth representative will contact you and send you a video chat link.
- On the **top right corner of each booth** you will see the list of booth representatives with whom you can start a chat.





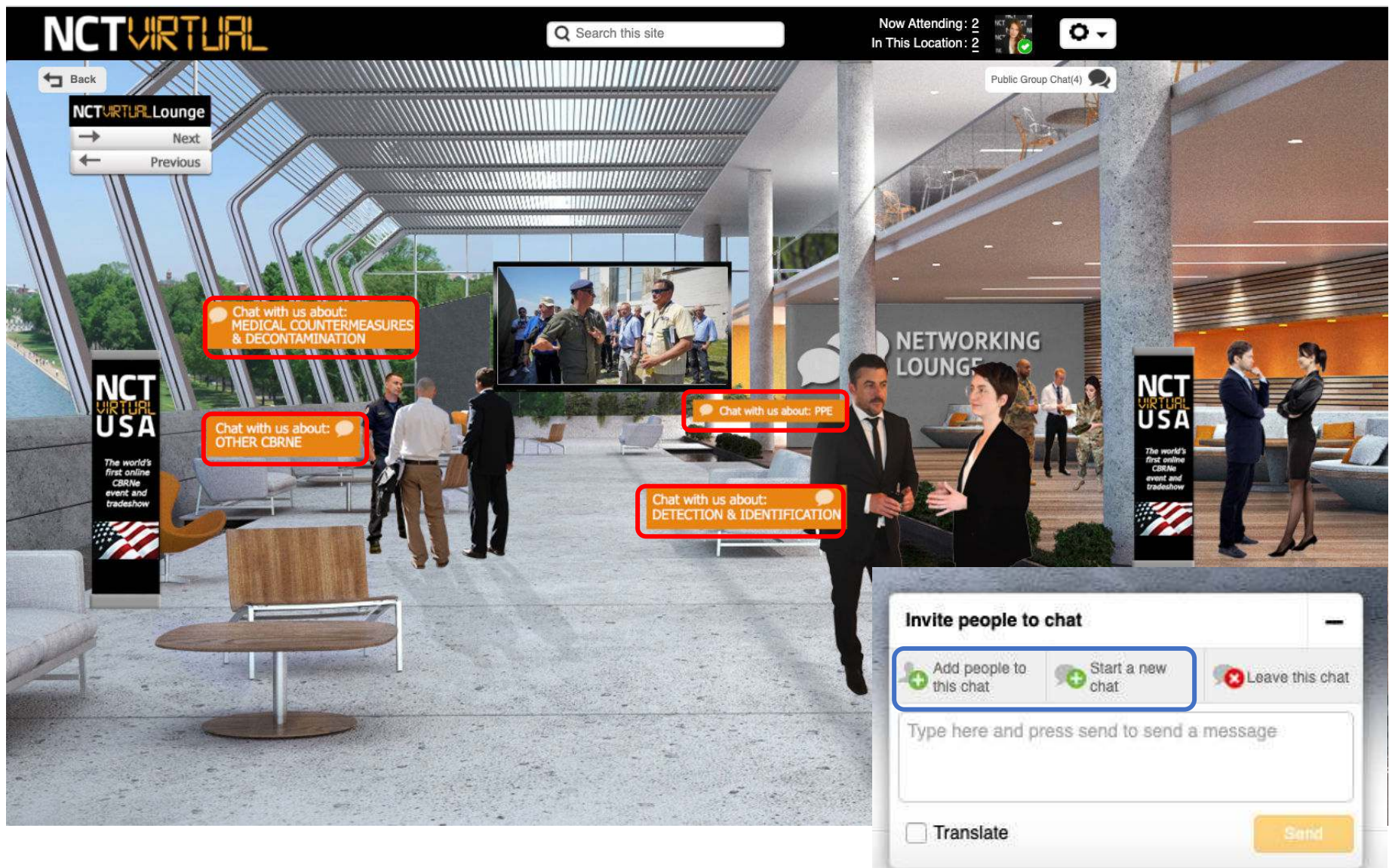
Online booth representatives will be marked with a green message bubble. You can click on the bubble and start a chat. Offline booth representatives will have a grey message bubble next to their name. You will still be able to contact them via email by clicking on the orange envelope





## Access the Networking Lounge:


- Start Networking with attendees present in the Networking Lounge by clicking on the different **Public Chats**.
- If you would like to create **your own chat**, you can do so by selecting a representatives present in the environment and start a private conversation.





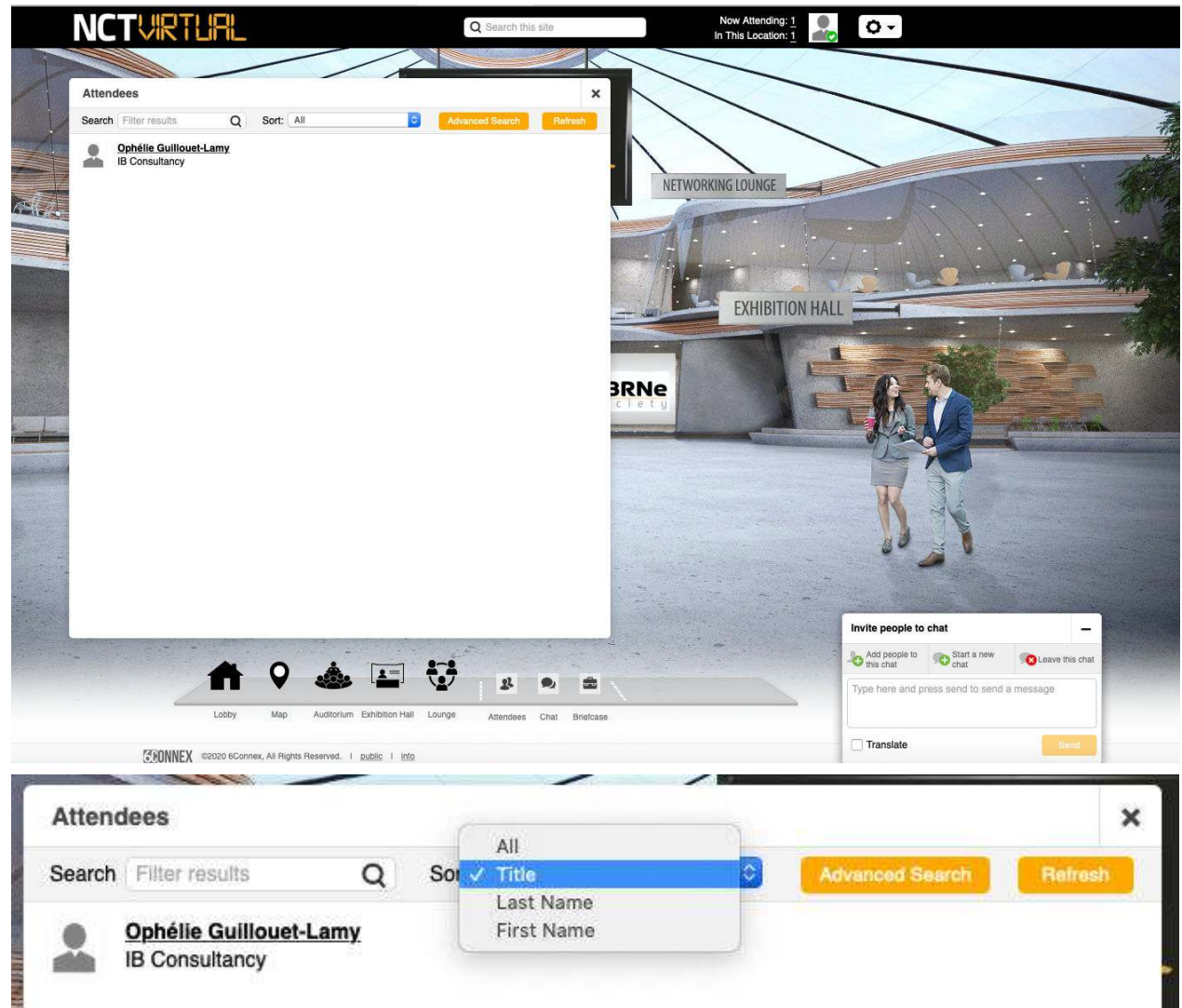
## Innovation Lounge:

- The innovation lounge will open its doors during two dedicated timeslots: July 21 (4:30 PM to 5:30 PM EDT) and July 22 (11:00AM to 12:00 PM).
- Company logos will be hyperlinked to a video call request. Government Project Managers and R&D professionals who want to engage in a conversation with industry will be able to click on the selected company to request a video chat to discuss about potential cooperation opportunities.
- Industry representatives will then contact interested attendees via email or NCT Virtual chat to schedule the call and share the video conference calling details.



## Attendees:

- Access the list of Attendees and check their information
- Search for specific people thanks to the Advanced Search and Filtering option.





If you have any question, don't hesitate to reach your NCT Virtual Event PoC,  
or Ophélie at [ophelie@ib-consultancy.com](mailto:ophelie@ib-consultancy.com), or by phone: +31 71 744 0174



# NCTVIRTUALUSA

## 21-22 JULY

### CONNECTING THE AMERICAN CBRNE COMMUNITY

[www.nct-events.com](http://www.nct-events.com)